

EFC/L

*high demands require
high-class tools*

electric compact torque tool

for torques from 35 up to 2300 Nm

*synchronized motor with microprocessor
regulation*

*standard series with outstanding
cost/efficiency ratio*



alki
TECHNIK
GMBH

*Precise, individual
mounting torque tool
for your daily job*

alkitronic[®]

alkitronic® EFC/L Electric Mounting Torque Tool

.... realizes your requirements: **compact - fast - handy - reliable - precise - economic**

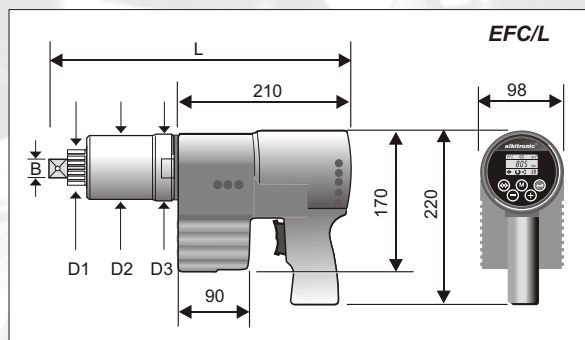


- ✓ **EFC/L** Torque wrench - The specific product series for your individual joint. Torque ranges from 35 up to 2300 Nm
- ✓ Exact torque shut-off when operating at **international electric networks** as well as operation with **emergency units**
- ✓ Electric and frequency controlled, **brush-free synchronized motor**: High torque, excellent degree of effectiveness, best efficiency
- ✓ **Consistent quality** of your screwings and **low running costs** (maintenance-free and low in wear)
- ✓ Outstanding **shut-off precision** when reaching the torque limit-value. The kinetic energy of motor and gearing is taken into consideration due to the **microprocessor controlled drive system**
- ✓ **Safe and simple machine operation** due to **ergonomic operation proceeding**

Technical Data **alkitronic® EFC/L**

Annotation for EFC/L:

Torque ranges are in accordance with the flow chart. The following torque ranges are theoretical standard dates based on an aligned tool electronic. Depending on soft and hard joints M_D -deviations are possible. Deviations from calibrated values specific to each tool may also be possible.

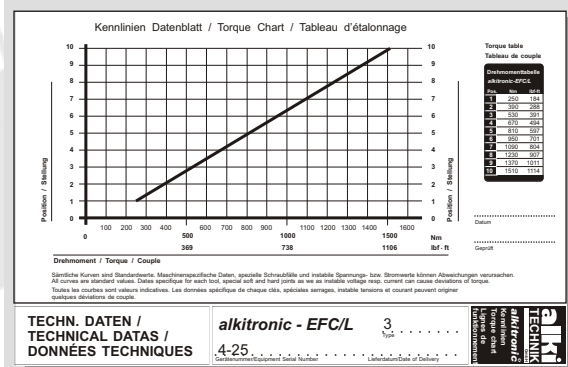


Series EFC/L	Typ	EFC/L 1	EFC/L 2	EFC/L 3	EFC/L 4	EFC/L 5	EFC/L 6	EFC/L 7	EFC/L 8	EFC/L 9
Torque range* approx.	Nm	35-270	45-335	55-450	65-500	80-630	100-860	190-1240	350-1660	450-2300
	ft. lbs	25-200	35-245	40-330	50-370	60-465	75-635	140-915	260-1220	330-1695
Square drive	B	3/4"	3/4"	3/4"	3/4"	3/4"	3/4"	3/4"/1"	1"	1"
Diameter D ₁	approx. mm	41	41	41	41	41	41	41/54	54	54
Diameter D ₂	approx. mm	85	85	85	85	85	85	85	85	85
Diameter D ₃	approx. mm	88	88	88	88	88	88	88	88	88
Length L	mm	330	330	330	330	330	352	352/372	372	372
Weight without support approx.	kg	8,8	8,8	8,8	8,8	8,8	9,4	9,4/10	10,0	10,0
Idle speed	approx. U/min	76	55	42	38	30	23	20	18	12
Prices	EUR									

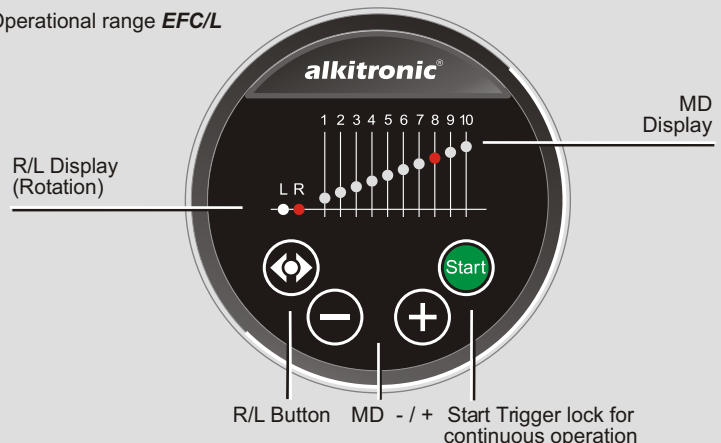
* At maximum load please take into consideration an available reserve of 20 % for loosening torques. Attention: A safe and stable support must be provided in order to transfer the reaction moment.

alkitronic® EFC/L with CE-Certification. Protection Class I. **Integrated motor protection with automatic temperature shut-off**

Electrical Data: Voltage 100 - 253 V, Frequency 45 - 66 Hz, Capacity max. 2000 W



Operational range EFC/L



Example: **Flow Chart EFC/L** for determination of torque values depending on the selected MD position (Pos.)